

# Non-screen activities you can do at home

Pobble

What can you do when there's no school and you're stuck at home? Here are 25 fun ideas to choose from.

25  
ideas!



**1** How many different words can you make from the letters in this sentence, below? Grab a pencil and paper and write a list!

'Learning from home is fun'

**2** Thank a community hero.

Think of someone that helps you in some way and write a short letter to thank them.

Thanks!

**3** Get building!

You could build a Lego model, a tower of playing cards or something else!



**4** Can you create your own secret code?

You could use letters, numbers, pictures or something else! Can you get someone else to try and crack it?

**5** Start a nature diary.

Look out of the window each day and keep note of what you see. Birds, flowers, changes in the weather, what else?

**6** Hold a photo session. Use a camera or a mobile phone to take some snaps. What will you photograph? Your pets or toys perhaps?

**7** Build a reading den. Find somewhere cosy, snuggle up and read your favourite book!



**8** Use an old sock to create a puppet. Can you put on a puppet show for someone?



**9** Make a list of all the electrical items in each room of your home.

Can you come up with any ideas to use less electricity?

**10** Design and make a homemade board game and play it with your family.



**11** Do something kind for someone.

Can you pay them a compliment, make them something or help them with a task?



**12** Can you create a story bag?

Find a bag and collect items to go in it that relate to a well known story. If you can't find an item, you could draw a picture to include.

**13** List making!

Write a list of things that make you happy, things you're grateful for or things you are good at.



**14** Design and make an obstacle course

at home or in the garden. How fast can you complete it?



**15** Can you invent something new?

Perhaps a gadget or something to help people? Draw a picture or write a description.



**16** Keep moving!

Make up a dance routine to your favourite song.



**17** Write a play script.

Can you act it out to other people?



**18** Read out loud to someone.

Remember to read with expression.



**19** Write a song or rap about your favourite subject.



**20** Get sketching!

Find a photograph or picture of a person, place or object and sketch it.



**21** Junk modelling!

Collect and recycle materials such as yoghurt pots, toilet rolls and boxes and see what you can create with them.

**22** Draw a map of your local area

and highlight interesting landmarks.



**23** Write a postcard to your teacher.

Can you tell them what you like most about their class?

**24** Draw a view.

Look out of your window and draw what you see.



**25** Get reading!

What would you most like to learn about? Can you find out more about it in books? Can you find a new hobby?

Even more

# Non-screen activities you can do at home

Pobble

25 more ideas!

Recipes are a great way to express yourself and get creative. Have a go at our 25 food and recipe related tasks!

## 1 Write a recipe for happiness.

What are the essential ingredients you need to include?



## 2 Design the front cover of your own recipe book.

What will you call your book and how will you make it stand out?

## 3 Get revolting!

What is the most disgusting menu you can think of? Design and create your own revolting menu.

## 4 Make your own chef's hat.

What will you use to make it? Newspaper or something else?




## 5 What makes a good friend?

Can you write a recipe with the key ingredients?



## 6 Create a recipe for a superhero.

What do you need to mix together and how would you do it?



## 7 Make a model of your favourite pizza.

Use bits you find around the house. What toppings will you include? Bottle top pepperoni perhaps?

## 8 Write a song or rap about your favourite food OR about your least favourite food.



## 9 Draw a picture of the best dessert you can possibly imagine!



## 10 What do you need to make a healthy human?

Draw a diagram to explain.



## 11 Start a food journal.

Write down your favourite meals, ingredients and recipes. Are you eating healthily enough?



## 12 Imagine you need to make a cake for a special event.

It needs to have 5 layers of different flavours. Design and label how it would look.

## 13 Word search fun!

Create your own word search using words on the topic of food or cooking, then ask someone to complete it.



## 14 Imagine you discovered a new type of fruit!

What would you call it? What would it look like and taste like? Write a description.

## 15 If you had your own restaurant, what would it be like?

Would it have a theme? Make a model of it using things you find around the house.

## 16 How would you create a united community?

Write down your method and the ingredients you would use.

## 17 The perfect teacher!

Write a list of the ingredients you would need to make the best teacher in the world. perhaps you know one already?


## 18 Grow your own.

Can you save the seeds from something you eat and plant them to grow your own?



## 19 Get baking!

Find a recipe you like and have a go at completing it. What will you make? Biscuits, pancakes, fruit salad or something else?



## 20 Healthy body.

Exercise is just as important as eating well. Can you create your own daily workout routine and try it out?



## 21 How many words can you think of that rhyme with COOK?

Write a list.



## 22 Rainbow foods.

There are 7 colours in the rainbow. Can you think of a food that's the colour of each one? Draw a picture to show these.

## 23 Potion power!

Imagine you have the power to create a potion. What would your potion do and how would you make it?



## 24 Alphabet food!

Can you name something you would find in the kitchen that starts with the letter a,b,c and so on?



## 25 Put on a show!

Can you put on a cookery show? Explain what you are doing at each step so it's simple for others to follow!

Parents and teachers – please share your success stories with us on social media:

HeyPobble Pobble Education TeamPobble

More

# Non-screen activities you can do at home

Pobble

25  
more  
ideas!

What can you do when there's no school and you're stuck at home? Here are 25 fun ideas to choose from.


## 1 Get doodling!

Grab some paper and pens and doodle anything you like! Animals, aliens or something else.



## 2 Create your own animal.

Could you combine two of your favourites? What will you call it?



## 3 Design and draw a new musical instrument.

How would you play it and what will it sound like?



## 4 Make up your own 5 minute exercise routine.

What will you include?



## 5 Can you make up your own jokes?

Tell them to someone to make them laugh!



## 6 Make some jewellery.

Use anything you can find around the house. Strips of wrapping paper or rolled up magazines make great beads!

## 7 Paper aeroplane challenge!

Make a paper aeroplane and see how far you can fly it! Can you make a target and try to aim for it?

## 8 Fingerprint art!

Use only your fingertips and paint to create a picture.



## 9 Make a bookmark to use when you're reading.



## 10 Make some wild art using sticks, leaves, flowers and anything else you can find outdoors.



## 11 Quick draw!

Set a 1 minute timer, draw a quick doodle and see if the other person can guess what it is before the time is up.

## 12 Write a silly sentence that includes all of these words... BANANA, CURTAIN, DOLPHIN, SNOW and BALLOON.

Now think of your own words and write some more!

## 13 How many different words can you make from the letters in this sentence?

Keeping my brain busy is fun

## 14 Ping pong story telling! Write the opening sentence to a story, then someone else writes the next line. Then it's your turn again! Keep alternating until you have a full story.

## 15 Guess the character!

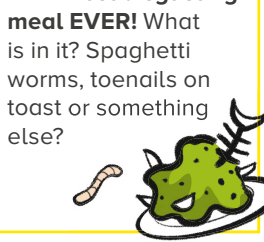
Think of a character from a book, write it down so no-one can see. Have others ask you questions to try and guess which character you chose.

## 16 Make a finger puppet!

Use a paper cone to make a body, then attach a paper head.



## 17 Describe the most disgusting meal EVER! What is in it? Spaghetti worms, toenails on toast or something else?



## 18 Create a comic strip about an animal who turns into a superhero.

Which animal will you choose?



## 19 Create a family kindness jar.

Every time someone does something kind, write it down and put it in the jar. When the jar is full you all deserve a special treat!

## 20 Find a fun place to sit and read a book.

Under the bed? Up a tree? Where will you go?



## 21 How many words can you think of that rhyme with WRITE?



## 22 Write a recipe for 'Springtime'.

What will you include? Flowers? Sunshine? What else?

## 23 Use your body to make the shape of a letter.

How many more can you make? Can you make every letter in the alphabet?

## 24 Play alphabet bingo!

Can you spot an item in your home or garden that starts with the letter a,b,c and so on?



## 25 Start a diary.

Write a short entry every day about what you do and how you feel. It will be good to look back on when you're older.

Parents and teachers – please share your success stories with us on social media:

HeyPobble Pobble Education TeamPobble



# Non-screen activities you can do at home



Our earth is very special. These activities will help you reflect on how we can make it a better place.

## 1 Imagine you're a reporter.

Can you write a news report from today? What is the major event you will write about?

## 2 Interview someone in your family about the world today, what will you ask? Write down their answers.



## 3 Plant a seed! Plants can save the earth! Can you plant a tree that will last for years?



## 4 Clean up your patch of earth.

Go out for a walk in your area, collect litter that has been dropped and put in the bin. Don't forget a pair of gloves and a rubbish bag.

## 5 Quiz time!


Can you think of ten questions about the earth today? Try them out on someone! How many can they answer correctly?

## 6 What does the earth look and feel like today?

Can you write a short description? Include what you like and don't like.

## 7 Hello me!

Write a letter to yourself to open in 20 years time.



## 8 Investigate!

How are we harming the earth at the moment? How can we change that? Write down what you discover.

## 9 Write a poem, song or rap to remind people to look after the earth.

Perhaps the title could be 'pollution solution'.



## 10 What would it be like to time travel?

Write a story about it! Which year will you travel to? What does the earth look like then?

## 11 Wild art!

Collect things from the garden and make a piece of art. A picture or sculpture from twigs or leaves, or something else.

## 12 Upcycle!

Use items from your recycling to make something cool. A model, a piece of art or something else.



## 13 Write a diary entry of a memorable day from this year.

Make sure you include how it made you feel.



## 14 Should we celebrate Earth Day every year?

Or should every day be Earth Day? Debate and discuss with someone you know.

## 15 Ask a friend or family member to write a letter to you. Keep it safe and re-read it in years to come.



## 16 Draw, paint or make a model of what you think the earth will look like in 20 years time.



## 17 Take charge!

Can you be in charge of recycling in your house?



## 18 Favourite things.

What are they at the moment? Write a list. How much do you think they will change over time?

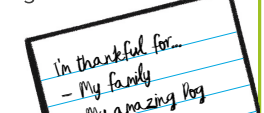
## 19 Draw a self-portrait.

What do you look like now?



## 20 Be thankful.

Write a list or draw a picture of all the things you're thankful for on Earth right now.




## 21 Start a scrapbook.

Collect things from this year to include in it. Photos, newspaper clippings, tickets. What else could you include?



## 22 Going for goals.

Write a list of your goals for the future. What do you hope to achieve?



## 23 Eco-warrior!

Create a list of the rooms in your house and monitor how often the lights are used. Can you save electricity in any of them?

## 24 Design and make a poster

of all the ways we can look after the earth.



## 25 Make a time capsule.

You could include all of the things you produce from these activities. What else? Hide it away and don't open it for years to come.